



SIGMAVER

Playa Vicente

Estado Analítico de Ingresos Detallado - LDF

Del 1 de enero al 31 de marzo de 2019

Concepto	Ingreso					
	Estimado	Ampliaciones / (Reducciones)	Modificado	Devengado	Recaudado	Diferencia
Ingresos de Libre Disposición						
A. Impuestos	\$4,202,535.77	\$37,216.16	\$4,239,751.93	\$2,810,479.07	\$2,810,479.07	-\$1,392,056.70
B. Cuotas y Aportaciones de Seguridad Social	\$0.00	\$0.00	\$0.00	\$0.00	\$0.00	\$0.00
C. Contribuciones de Mejoras	\$3,092.75	\$0.00	\$3,092.75	\$0.00	\$0.00	-\$3,092.75
D. Derechos	\$4,380,045.11	-\$57,000.00	\$4,323,045.11	\$1,043,955.14	\$1,043,955.14	-\$3,336,089.97
E. Productos	\$255,906.22	\$185,005.14	\$440,911.36	\$172,926.56	\$172,926.56	-\$82,979.66
F. Aprovechamientos	\$0.00	\$0.00	\$0.00	\$0.00	\$0.00	\$0.00
G. Ingresos por Ventas de Bienes y Servicios	\$0.00	\$0.00	\$0.00	\$0.00	\$0.00	\$0.00
H. Participaciones	\$61,439,324.35	\$1,805,610.57	\$63,244,934.92	\$16,733,382.92	\$16,733,382.92	-\$44,705,941.43
H1. Fondo General de Participaciones	\$45,482,051.70	\$0.00	\$45,482,051.70	\$9,805,131.18	\$9,805,131.18	-\$35,686,920.52
H2. Fondo de Fomento Municipal	\$8,012,532.39	\$0.00	\$8,012,532.39	\$2,365,242.92	\$2,365,242.92	-\$5,647,289.47
H3. Fondo de Fiscalización y Recaudación	\$1,900,304.45	\$0.00	\$1,900,304.45	\$478,191.05	\$478,191.05	-\$1,422,113.40
H4. Fondo de Compensación	\$0.00	\$0.00	\$0.00	\$0.00	\$0.00	\$0.00
H5. Fondo de Extracción de Hidrocarburos	\$432,237.18	\$0.00	\$432,237.18	\$73,193.77	\$73,193.77	-\$359,043.41
H6. Impuesto Especial Sobre Producción y Servicios	\$1,322,480.56	\$0.00	\$1,322,480.56	\$346,584.13	\$346,584.13	-\$975,896.43
H7. 0.136% de la Recaudación Federal Participable	\$2,621,098.60	\$0.00	\$2,621,098.60	\$1,418,781.00	\$1,418,781.00	-\$1,202,317.60
H8. 3.17% Sobre Extracción de Petróleo	\$0.00	\$0.00	\$0.00	\$0.00	\$0.00	\$0.00
H9. Gasolinas y Diesel	\$1,658,619.47	\$0.00	\$1,658,619.47	\$440,648.30	\$440,648.30	-\$1,217,971.17
H10. Fondo del Impuesto Sobre la Renta	\$0.00	\$0.00	\$0.00	\$0.00	\$0.00	\$0.00
H11. Fondo de Estabilización de los Ingresos de las Entidades Federativas	\$0.00	\$0.00	\$0.00	\$0.00	\$0.00	\$0.00
H.A. SubTotal Participaciones	\$61,439,324.35	\$0.00	\$61,439,324.35	\$14,927,772.35	\$14,927,772.35	-\$46,511,552.00
H.B. Devolución de Participaciones Retenidas	\$0.00	\$1,805,610.57	\$1,805,610.57	\$1,805,610.57	\$1,805,610.57	\$1,805,610.57
I. Incentivos Derivados de la Colaboración Fiscal	\$505,216.25	\$0.00	\$505,216.25	\$151,131.61	\$151,131.61	-\$354,084.64
I1. Tenencia o Uso de Vehículos	\$6,066.93	\$0.00	\$6,066.93	\$0.00	\$0.00	-\$6,066.93
I2. Fondo de Compensación ISAN	\$499,149.32	\$0.00	\$499,149.32	\$151,131.61	\$151,131.61	-\$348,017.71
I3. Impuesto Sobre Automóviles Nuevos	\$0.00	\$0.00	\$0.00	\$0.00	\$0.00	\$0.00
I4. Fondo de Compensación de Repesos-Intermedios	\$0.00	\$0.00	\$0.00	\$0.00	\$0.00	\$0.00
I5. Otros Incentivos Económicos	\$0.00	\$0.00	\$0.00	\$0.00	\$0.00	\$0.00

000089



SIGMAVER

J. Transferencias

Playa Vicente

Estado Analítico de Ingresos Detallado - LDF

Del 1 de enero al 31 de marzo de 2019

J. Transferencias	\$0.00	\$0.00	\$0.00	\$0.00	\$0.00	\$0.00	\$0.00	\$0.00	\$0.00	\$0.00	\$0.00	\$0.00
K. Convenios	\$0.00	\$0.00	\$0.00	\$0.00	\$0.00	\$0.00	\$0.00	\$0.00	\$0.00	\$0.00	\$0.00	\$0.00
K1. Otros Convenios y Subsidios	\$0.00	\$0.00	\$0.00	\$0.00	\$0.00	\$0.00	\$0.00	\$0.00	\$0.00	\$0.00	\$0.00	\$0.00
L. Otros Ingresos de Libre Disposición	\$0.00	\$0.00	\$0.00	\$0.00	\$0.00	\$0.00	\$0.00	\$0.00	\$0.00	\$0.00	\$0.00	\$0.00
L1. Participaciones en Ingresos Locales	\$0.00	\$0.00	\$0.00	\$0.00	\$0.00	\$0.00	\$0.00	\$0.00	\$0.00	\$0.00	\$0.00	\$0.00
L2. Otros Ingresos de Libre Disposición	\$0.00	\$0.00	\$0.00	\$0.00	\$0.00	\$0.00	\$0.00	\$0.00	\$0.00	\$0.00	\$0.00	\$0.00
I. Total de Ingresos de Libre Disposición	\$70,786,120.45	\$1,970,831.87	\$72,756,952.32	\$20,911,875.30	\$20,911,875.30	\$20,911,875.30	\$20,911,875.30	\$20,911,875.30	\$20,911,875.30	\$20,911,875.30	\$20,911,875.30	\$20,911,875.30
Ingresos Excedentes de Ingresos de Libre Disposición	\$75,804,987.00	\$7,553,388.99	\$83,358,375.99	\$23,739,731.99	\$23,739,731.99	\$23,739,731.99	\$23,739,731.99	\$23,739,731.99	\$23,739,731.99	\$23,739,731.99	\$23,739,731.99	\$23,739,731.99
Transferencias Federales Etiquetadas	\$75,804,987.00	\$7,553,388.99	\$83,358,375.99	\$23,739,731.99	\$23,739,731.99	\$23,739,731.99	\$23,739,731.99	\$23,739,731.99	\$23,739,731.99	\$23,739,731.99	\$23,739,731.99	\$23,739,731.99
A. Aportaciones	\$73,816,633.00	\$7,553,220.00	\$81,069,853.00	\$22,999,035.00	\$22,999,035.00	\$22,999,035.00	\$22,999,035.00	\$22,999,035.00	\$22,999,035.00	\$22,999,035.00	\$22,999,035.00	\$22,999,035.00
A1. Fondo de Aportaciones para la Nomina Educativa y Gasto Operativo	\$0.00	\$0.00	\$0.00	\$0.00	\$0.00	\$0.00	\$0.00	\$0.00	\$0.00	\$0.00	\$0.00	\$0.00
A2. Fondo de Aportaciones para los Servicios de Salud	\$0.00	\$0.00	\$0.00	\$0.00	\$0.00	\$0.00	\$0.00	\$0.00	\$0.00	\$0.00	\$0.00	\$0.00
A3. Fondo de Aportaciones para la Infraestructura Social	\$49,008,616.00	\$5,622,769.00	\$54,631,375.00	\$16,389,414.00	\$16,389,414.00	\$16,389,414.00	\$16,389,414.00	\$16,389,414.00	\$16,389,414.00	\$16,389,414.00	\$16,389,414.00	\$16,389,414.00
A4. Fondo de Aportaciones para el Fortalecimiento de los Municipios y de las Demarcaciones Territoriales del Distrito Federal	\$24,508,017.00	\$1,930,461.00	\$26,438,478.00	\$5,609,621.00	\$5,609,621.00	\$5,609,621.00	\$5,609,621.00	\$5,609,621.00	\$5,609,621.00	\$5,609,621.00	\$5,609,621.00	\$5,609,621.00
A5. Fondo de Aportaciones Múltiples	\$0.00	\$0.00	\$0.00	\$0.00	\$0.00	\$0.00	\$0.00	\$0.00	\$0.00	\$0.00	\$0.00	\$0.00
A6. Fondo de Aportaciones para la Educación Tecnológica y de Adultos	\$0.00	\$0.00	\$0.00	\$0.00	\$0.00	\$0.00	\$0.00	\$0.00	\$0.00	\$0.00	\$0.00	\$0.00
A7. Fondo de Aportaciones para la Seguridad Pública de los Estados y del Distrito Federal	\$0.00	\$0.00	\$0.00	\$0.00	\$0.00	\$0.00	\$0.00	\$0.00	\$0.00	\$0.00	\$0.00	\$0.00
A8. Fondo de Aportaciones para el Fortalecimiento de las Entidades Federativas	\$0.00	\$0.00	\$0.00	\$0.00	\$0.00	\$0.00	\$0.00	\$0.00	\$0.00	\$0.00	\$0.00	\$0.00
B. Convenios	\$2,288,354.00	\$168.99	\$2,288,522.99	\$740,696.99	\$740,696.99	\$740,696.99	\$740,696.99	\$740,696.99	\$740,696.99	\$740,696.99	\$740,696.99	\$740,696.99
B1. Convenios de Protección Social en Salud	\$0.00	\$0.00	\$0.00	\$0.00	\$0.00	\$0.00	\$0.00	\$0.00	\$0.00	\$0.00	\$0.00	\$0.00
B2. Convenios de Descentralización	\$0.00	\$0.00	\$0.00	\$0.00	\$0.00	\$0.00	\$0.00	\$0.00	\$0.00	\$0.00	\$0.00	\$0.00
B3. Convenios de Reasignación	\$0.00	\$0.00	\$0.00	\$0.00	\$0.00	\$0.00	\$0.00	\$0.00	\$0.00	\$0.00	\$0.00	\$0.00
B4. Otros Convenios y Subsidios	\$2,288,354.00	\$168.99	\$2,288,522.99	\$740,696.99	\$740,696.99	\$740,696.99	\$740,696.99	\$740,696.99	\$740,696.99	\$740,696.99	\$740,696.99	\$740,696.99
B4.1. Ingresos Extraordinarios	\$2,288,354.00	\$168.99	\$2,288,522.99	\$740,696.99	\$740,696.99	\$740,696.99	\$740,696.99	\$740,696.99	\$740,696.99	\$740,696.99	\$740,696.99	\$740,696.99
C. Fondos Distintos de Aportaciones	\$0.00	\$0.00	\$0.00	\$0.00	\$0.00	\$0.00	\$0.00	\$0.00	\$0.00	\$0.00	\$0.00	\$0.00
C1. Fondo para Entidades Federativas y Municipios Productores de Hidrocarburos	\$0.00	\$0.00	\$0.00	\$0.00	\$0.00	\$0.00	\$0.00	\$0.00	\$0.00	\$0.00	\$0.00	\$0.00
C2. Fondo Mínero	\$0.00	\$0.00	\$0.00	\$0.00	\$0.00	\$0.00	\$0.00	\$0.00	\$0.00	\$0.00	\$0.00	\$0.00
D. Transferencias, Subsidios y Subvenciones, y Pensiones y Jubilaciones	\$0.00	\$0.00	\$0.00	\$0.00	\$0.00	\$0.00	\$0.00	\$0.00	\$0.00	\$0.00	\$0.00	\$0.00
E. Otras Transferencias Federales Etiquetadas	\$0.00	\$0.00	\$0.00	\$0.00	\$0.00	\$0.00	\$0.00	\$0.00	\$0.00	\$0.00	\$0.00	\$0.00
II. Total de Transferencias Federales Etiquetadas	\$75,804,987.00	\$7,553,388.99	\$83,358,375.99	\$23,739,731.99	\$23,739,731.99	\$23,739,731.99	\$23,739,731.99	\$23,739,731.99	\$23,739,731.99	\$23,739,731.99	\$23,739,731.99	\$23,739,731.99
Ila. Total de Transferencias Estatales Etiquetadas	\$0.00	\$0.00	\$0.00	\$0.00	\$0.00	\$0.00	\$0.00	\$0.00	\$0.00	\$0.00	\$0.00	\$0.00
III. Ingresos Derivados de Financiamientos	\$0.00	\$0.00	\$0.00	\$0.00	\$0.00	\$0.00	\$0.00	\$0.00	\$0.00	\$0.00	\$0.00	\$0.00
A. Ingresos Derivados de Financiamientos	\$0.00	\$0.00	\$0.00	\$0.00	\$0.00	\$0.00	\$0.00	\$0.00	\$0.00	\$0.00	\$0.00	\$0.00

000090



SIGMAVER

IV. Total de Ingresos

Datos Informativos

- 1. Ingresos Derivados de Financiamientos con Fuente de Pago de Ingresos de Libre Disposición
- 2. Ingresos Derivados de Financiamientos con Fuente de Pago de Transferencias Federales Etiquetadas
- 3. Ingresos Derivados de Financiamientos (3 = 1 + 2)





Playa Vicente


Estado Analítico de Ingresos Detallado - LDF


Del 1 de enero al 31 de marzo de 2019

\$146,591,107.45	\$9,524,220.86	\$156,115,328.31	\$44,651,607.29	\$44,651,607.29	-\$101,939,500.16
------------------	----------------	------------------	-----------------	-----------------	-------------------


LIC. GABRIEL ANTONIO ALVARO LOPEZ
 Presidente Municipal
2018 - 2021


LIC. YAMILETH LOPEZ LOPEZ
 Sindica Única
SINDICA ÚNICA
2018 - 2021


LIC. JOSE ALEJANDRO MARTINEZ RODRIGUEZ
 Regidor Primero
REGIDURIA PRIMERA
2018 - 2021


C.P. MARIO ARTURO ANDRADE MORA
 Tesorero Municipal
2018 2021